

Description & Comment Templates for Jira Server & Datacenter

General Information

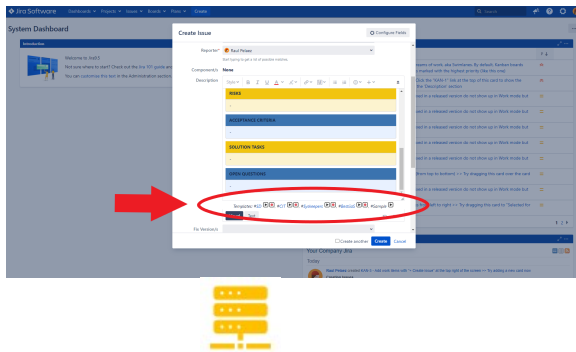
On this page



- [General Information](#)
- [Description & Comment Templates for Jira](#)
- [Description](#)
- [Install add-on](#)
- [General Configuration](#)
- [Usage](#)
- [Release Notes](#)

Description & Comment Templates for Jira

by [MrAdd-on®](#) by [TecnoFor](#)



Server & Datacenter



Paid



Set the Template in the Description (use the buttons "Set Desc" and "Save") for

repetitive tasks. You have until
4 templates to save.

Now also Description Templates
by Project and IssueType with
no Jira Admin intervention
required

➤ Description

With the installation of this app, your Jira users will be able to manage until 4 custom description templates in your Jira instance. Very useful for repetitive tasks creation.

The user description templates are stored and processed in browser cookies. Just install and ready to use it. Plug & Play.

Since 2023 the Jira users can configure **Description Templates by Project and IssueTypes with no Jira Admin intervention!!**

And soon they will be able to configure **Comment Templates!**

See this video for more info:

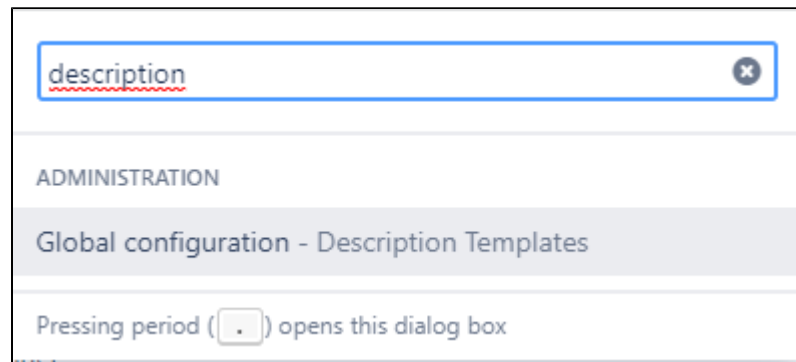
➤ Install addon

Follow the classic way to install using the **Find new apps** in your Jira instance (by your Jira Admin)

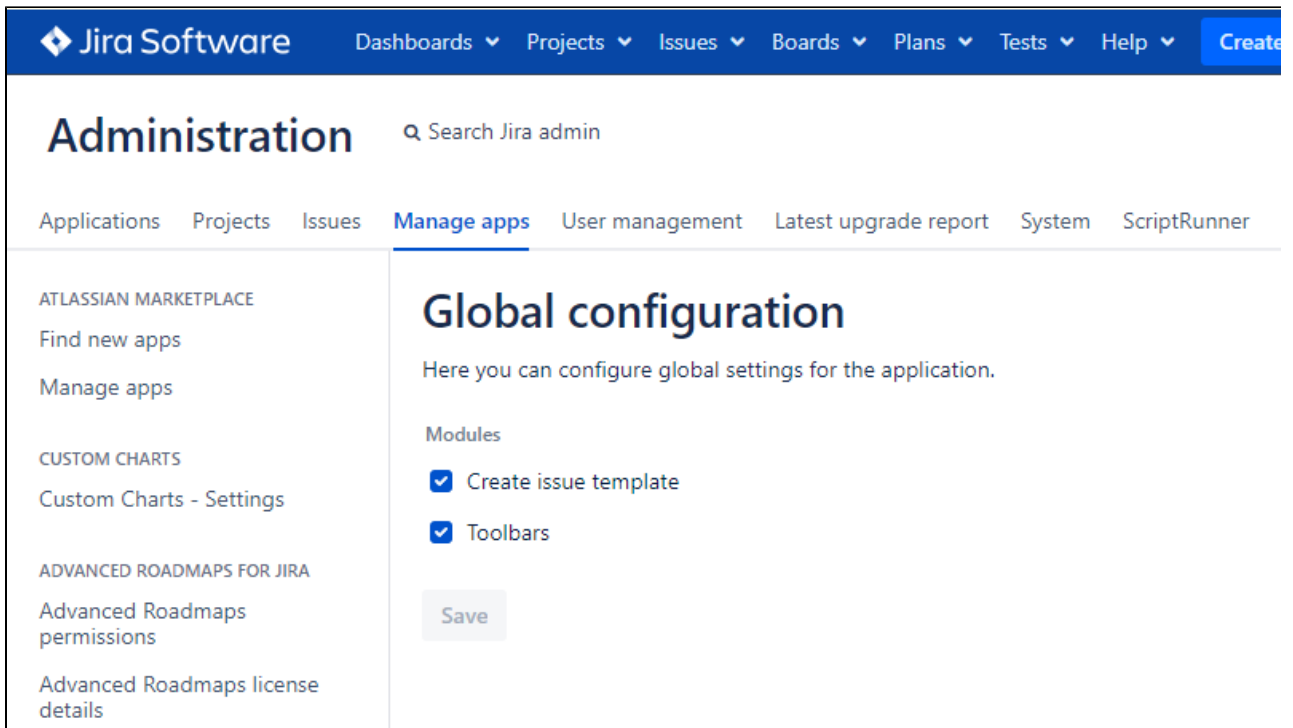
➤ General Configuration

No General Configuration is needed. Just use it 😊 plug'n'play!

The Jira Admin can go to "Manage Apps" "Global configuration: Description Templates"

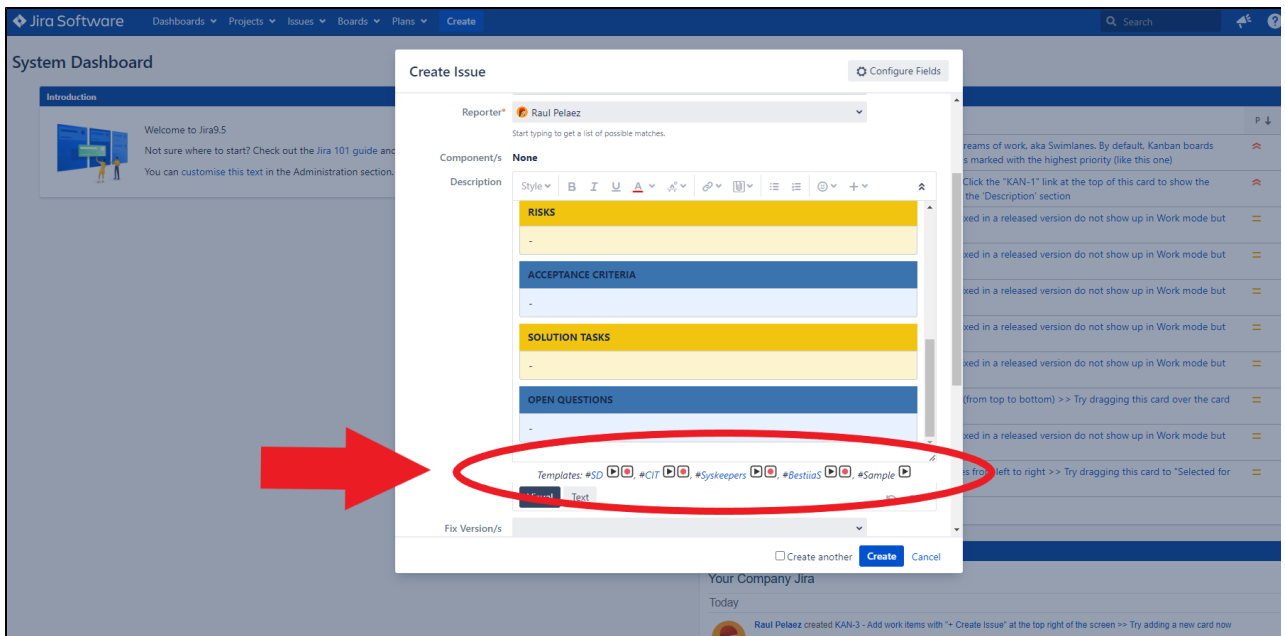


And **enable/disable** the plugin features (Templates by project & Issuetype, and toolbars in description and comment fields in Issues)



➤ Usage

Create a new issue with the usual standard button of Jira “Create” (or from board backlogs with description mandatory).



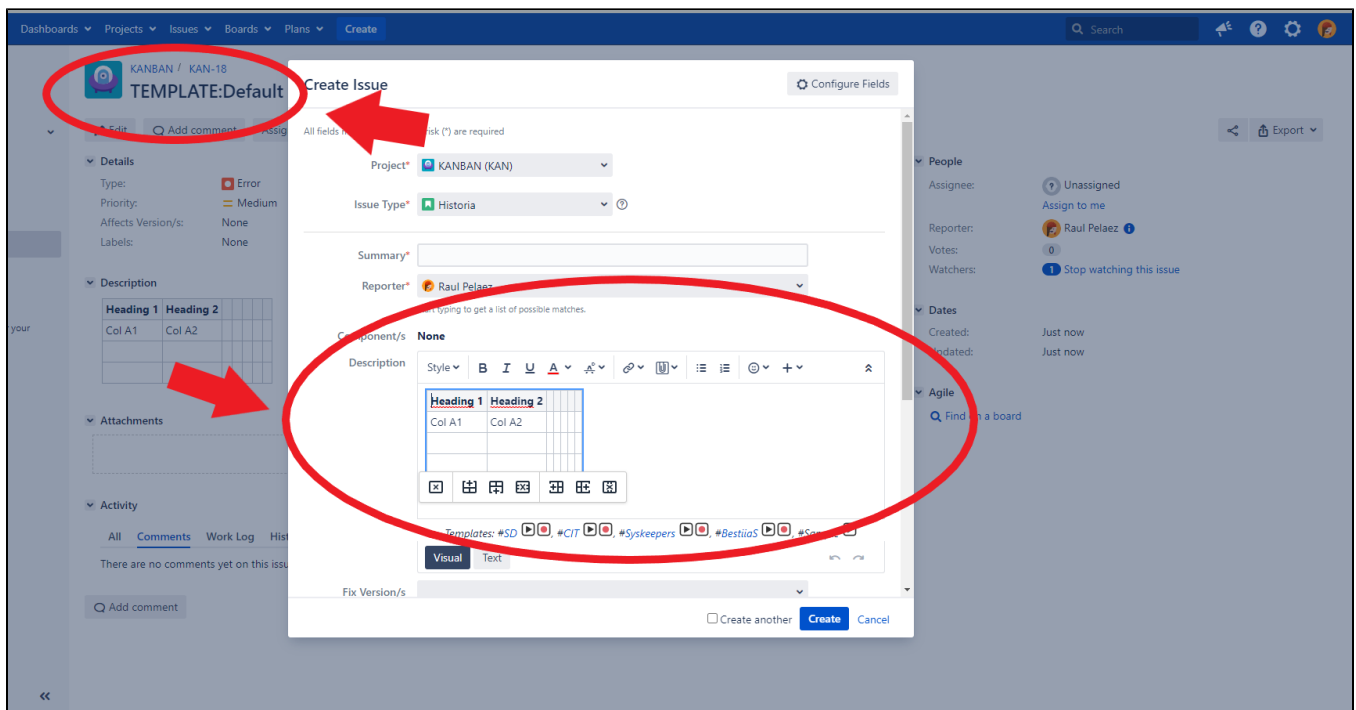
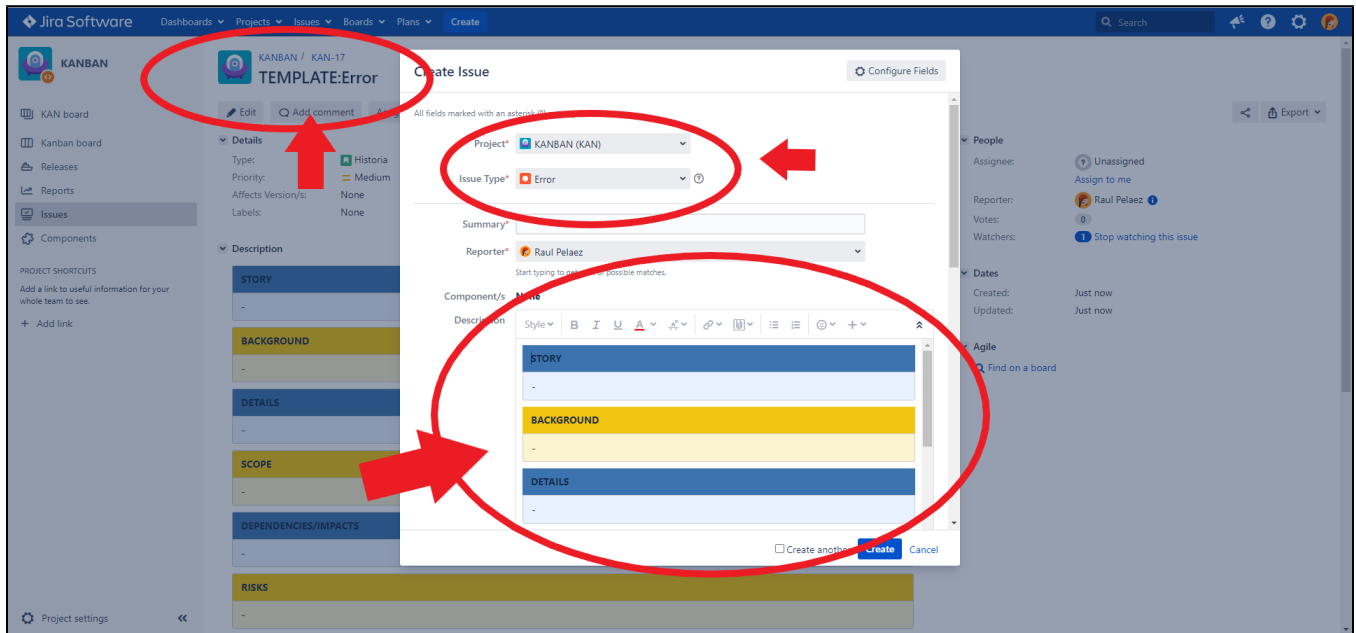
a specific text is added and we can use it. In this sample, We have stored different templates.

➤ Usage: Description Templates by Project and IssueType

Since January 2023, we have released a new powerful feature! **Templates by Project with no Jira Admin intervention!!**

Just create a ticket in your project with summary **"TEMPLATE:IssueTypeName"**, ex: **"TEMPLATE:Bug"** and the system will use the description of the ticket for the next created Bugs. You can also define a **"TEMPLATE:Default"** summary to apply to the rest of IssueTypes.

Is plug'n'play!

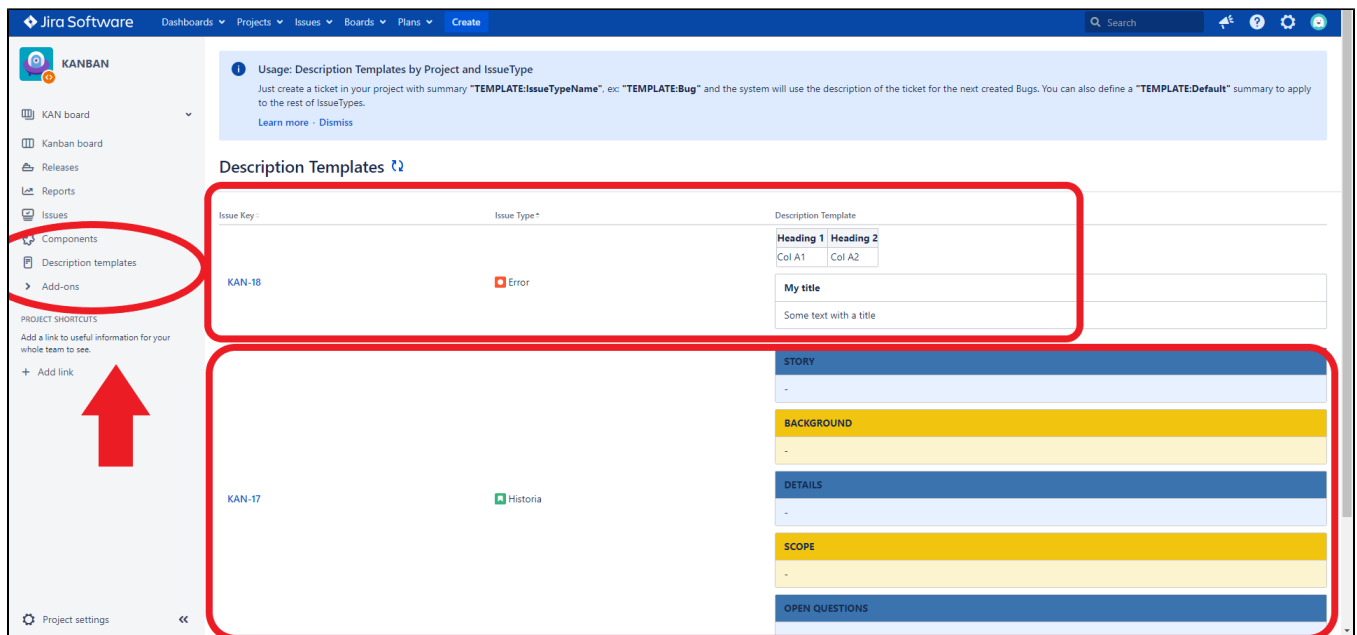


See this video for more info:



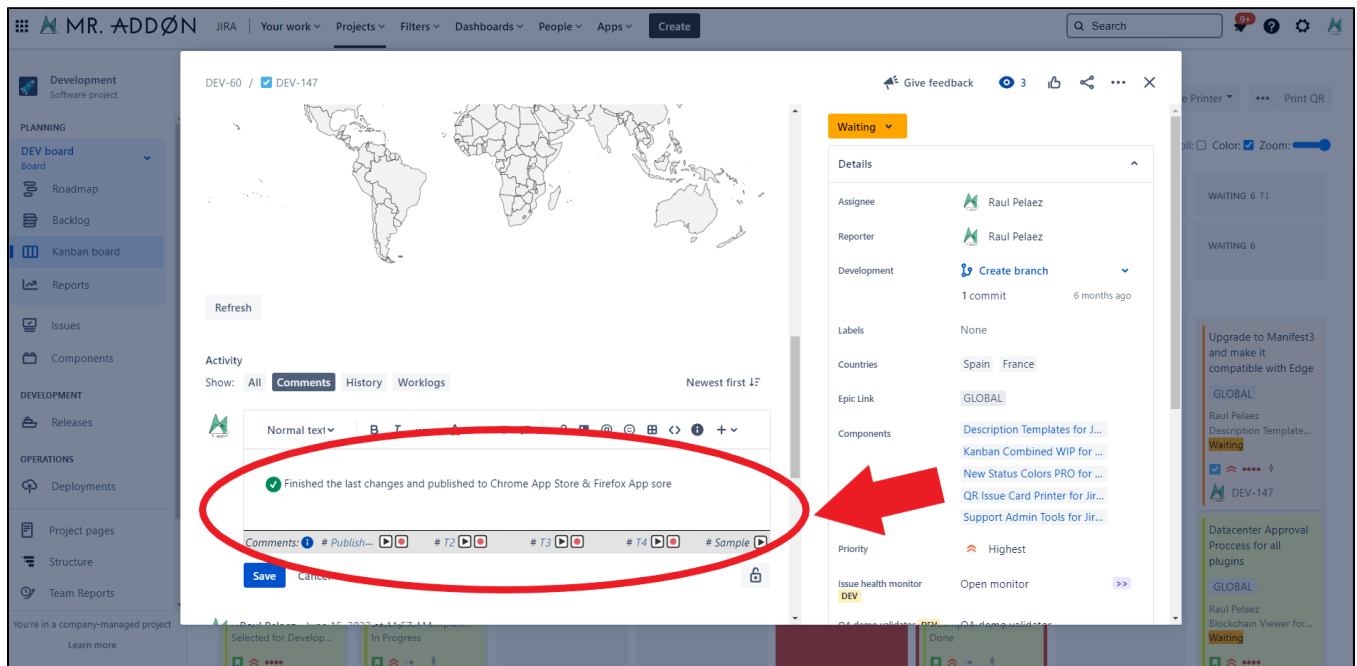
Listing Description Templates within Projects (Only available in Jira Datacenter)

Now with a new Template viewer section within Project overview (named Description templates)



Comment Templates in Jira Issues

Store and reuse until 4 comment templates by user



Release Notes

- **06-Jan-2023** Now is a paid add-on with official support
- **06-feb-2023**

- Now with a new Template viewer section within Project overview (named Description Templates)

- Store and reuse until 4 comment templates by user

- Released new feature Templates by Project with no Jira Admin intervention!! Just create a ticket in your project with summary "TEMPLATE: IssueTypeName", ex: "TEMPLATE:Bug" and the system will use the description of the ticket for the next created Bugs. You can also define a "TEMPLATE:Default" summary to apply to the other IssueTypes.

