

# Easy Kanban Roadmap (formerly Kanban Gantt) for Jira Datacenter

## General Information

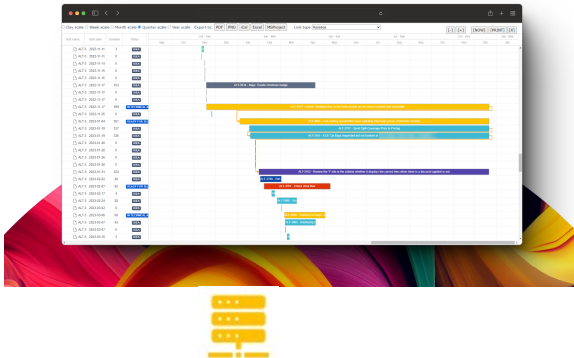


## Easy Kanban Roadmap (formerly Kanban Gantt)

by [MrAddOn®](#) by [TecnoFor](#)

## On this page

- [General Information](#)
- [Easy Kanban Roadmap \(formerly Kanban Gantt\)](#)
- [Description](#)
- [Install addon](#)
- [Global Configuration](#)
- [Usage in Jira Datacenter \(Paid version\)](#)
- [Usage in Jira Server \(Free version\)](#)
- [Integration with MrAddOn Apps](#)
- [Release Notes](#)



Jira Server (Free) & Datacenter  
(Paid)



Paid



Generate a Gantt graph directly  
from your Board

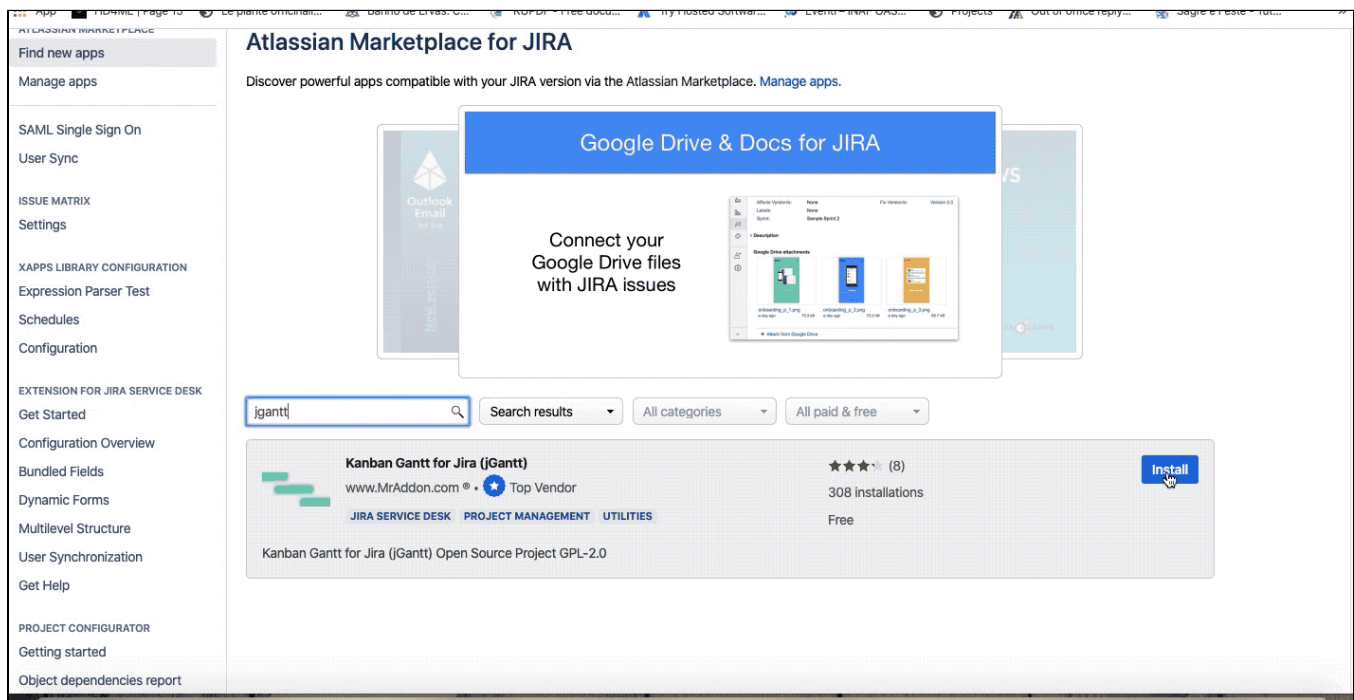
## ➤ Description

This addon provide a great feature: directly from your board, you can create a GANTT view of your project.

See this video to know more:

## ➤ Install addon

After download the JAR, install using the link in *Manage apps* page, search addon as show in following GIF (Install the license if you are in Jira Datacenter or generate 30 days trial license)



## ➤ Global Configuration

No global configuration is needed. Just follow the Project configuration show in *Usage* paragraph.

## ➤ Usage in Jira Datacenter (Paid version)

Since december of 2023, exist a Paid commercial version of the App with those new features:

The Gantt extract all the issues of the configured Issue filter of the Kanban board (that means, closed issues will appear in the Gantt)

The Gantt is now **editable**. That means you can drag and drop or extend a task in the Gantt and the dates will be saved, also you can link tasks between with the relation/link-type selected in the header dropdown.

The Gantt is now **exportable**. That means you can export the Gantt chart in different formats: **Microsoft Project, PNG, iCAL, Excel, PDF**.

The Gantt is now **full-colored**. That means the task colors are based in the **Epic colors** assigned to the Issues represented in the Gantt chart.

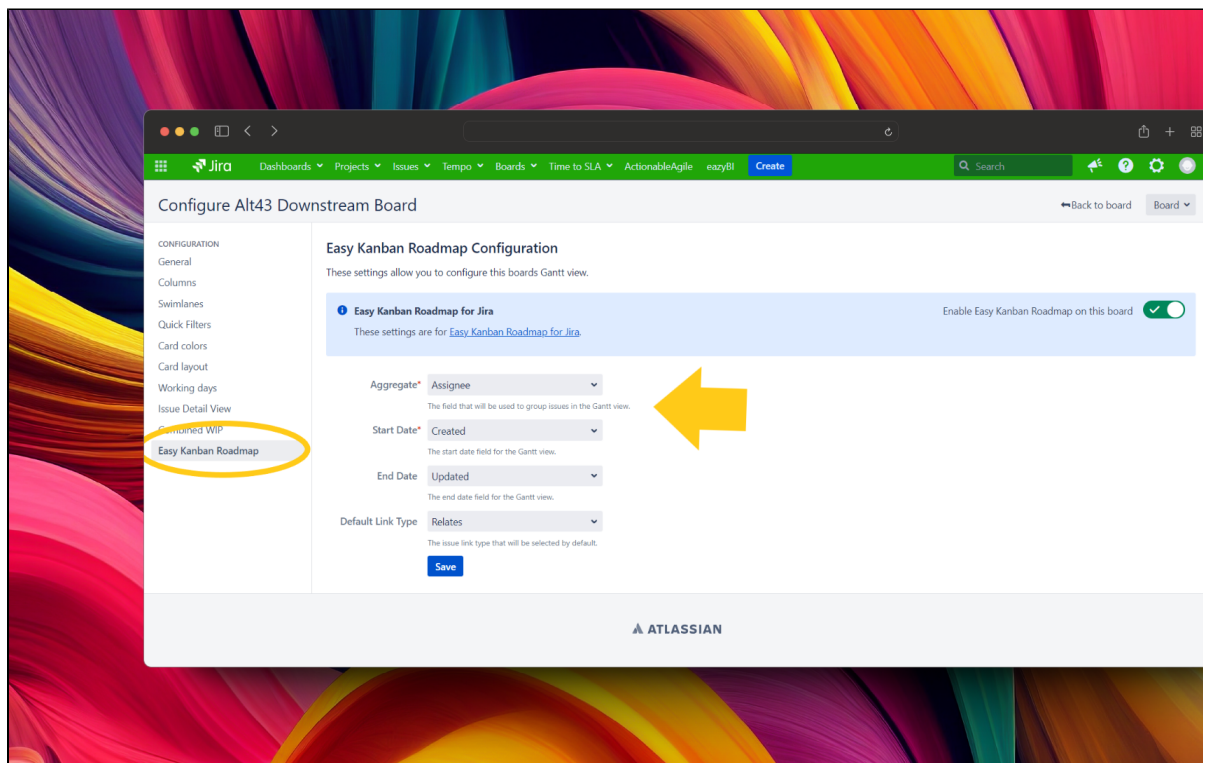
The Gantt task has **status visible**. That means you can see a new column that represent the current status of the task/Issue and it's compatible with the App **New Status Colors PRO for Jira Datacenter**

A new menu will appear in the Kanban board settings to define the Gantt settings: The Aggregate field (usually "Assignee"), Start date (usually Creation date), End date (usually Updated date) and Link type (usually Blocks)

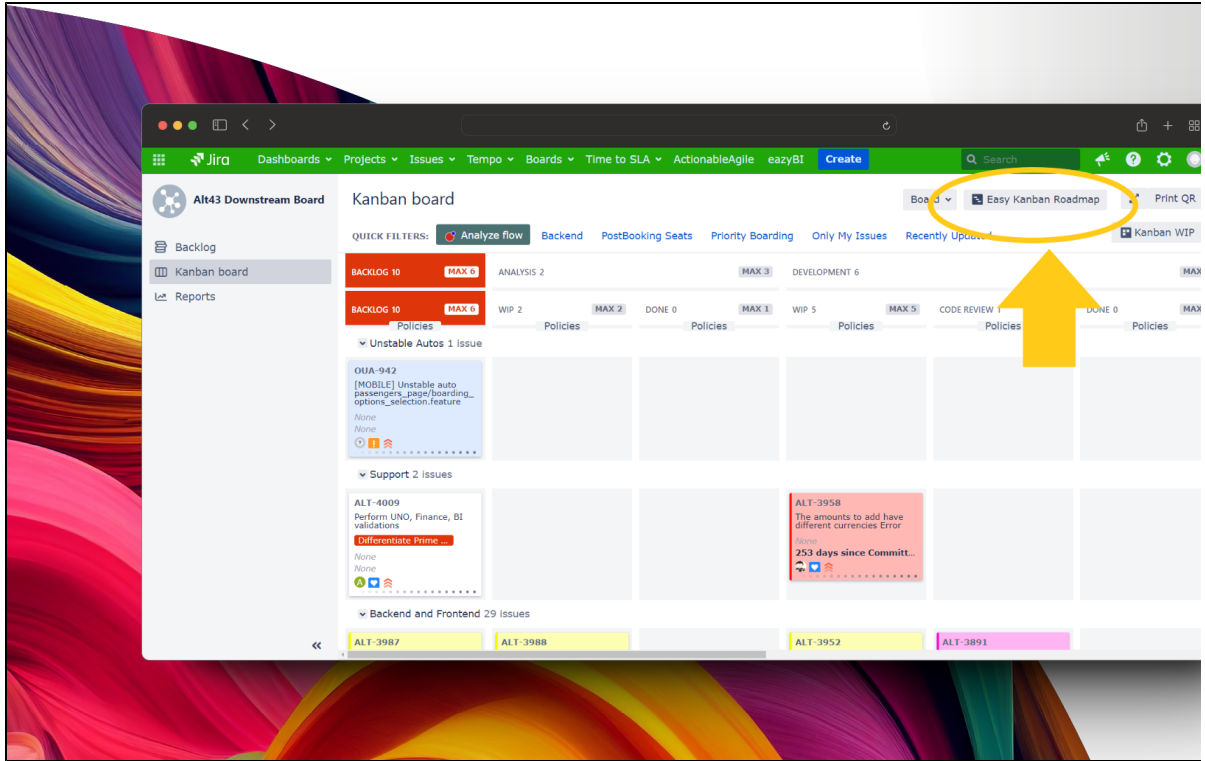
And more excellent features pending to come!

First step, go to your Kanban board in Jira and click in **"Board"** **"Settings"** and select the **"Easy Kanban Roadmap"** tab.

Configure the fields: The Aggregate field (usually "Assignee"), Start date (usually Creation date), End date (usually Updated date) and Link type (usually Blocks)



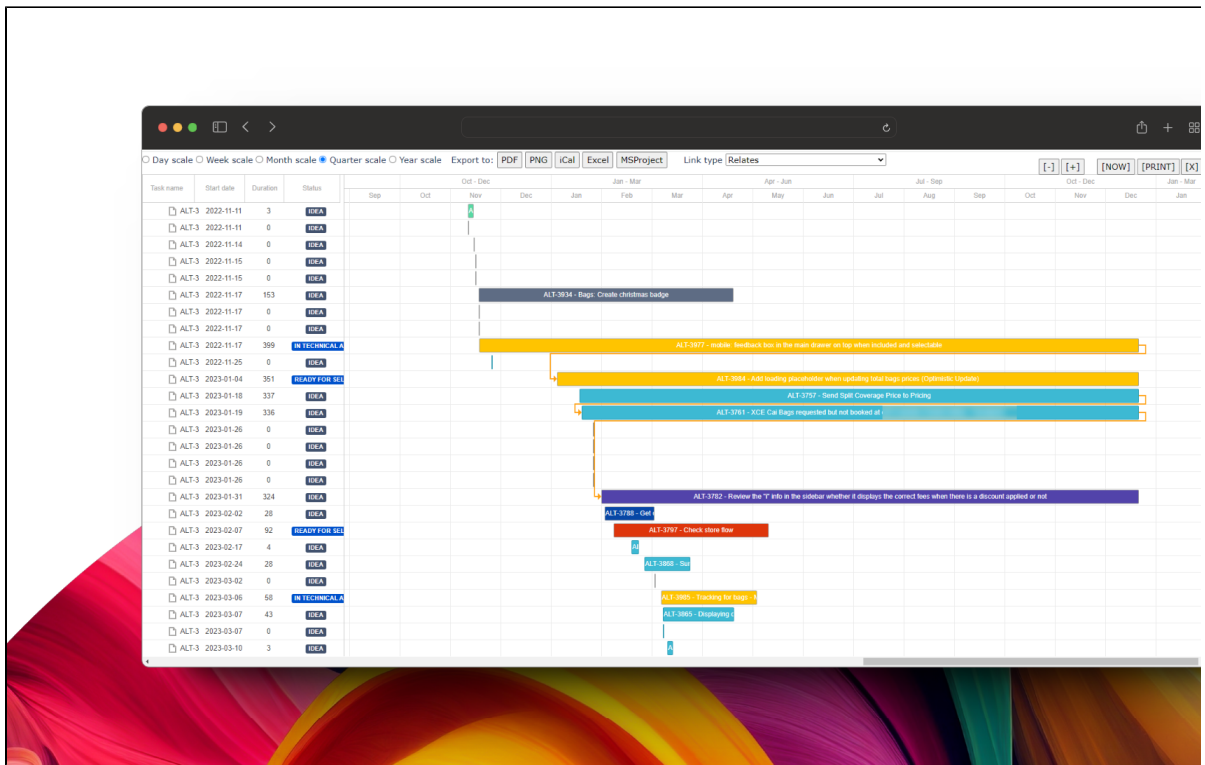
Second step, go to your Kanban board, and in the board-header-menu click **"Easy Kanban Roadmap"** to display the Gantt chart



Third step, once displayed the Gantt chart, select the scale: Day,Week,Month,Quarter,Year.

Drag issues or extend tasks dates, now the Gantt chart is **editable**! The new dates are stored automatically ( **Important note:** the read-only system dates like Created, Updated, Resolved cannot be overridden)

**Link issues between** directly from the chart using the link type dropdown Linktype. **Export the Gantt** or print it to most famous formats: **Microsoft Project, PDF, PNG, iCal Excel...**



## ➤ Usage in Jira Server (Free version)

**Before use the addon, configure the project-board following those easy steps:**

define 3 fields necessary for the addon, as show in following image in the Card layout section of the settings of your usual Kanban board:

Dashboards
Projects
Issues
Boards
easyBI
Create
Search

### Configure KANBAN board

Back to board
Board

CONFIGURATION
General
Columns
Swimlanes
Quick Filters
Card colours
Card layout
Working days
Issue Detail View

#### Card layout

Cards can be configured to show up to three extra fields.

##### Kanban board

Field Name	
	Add
Assignee	Delete
Baseline start date	Delete
Baseline end date	Delete

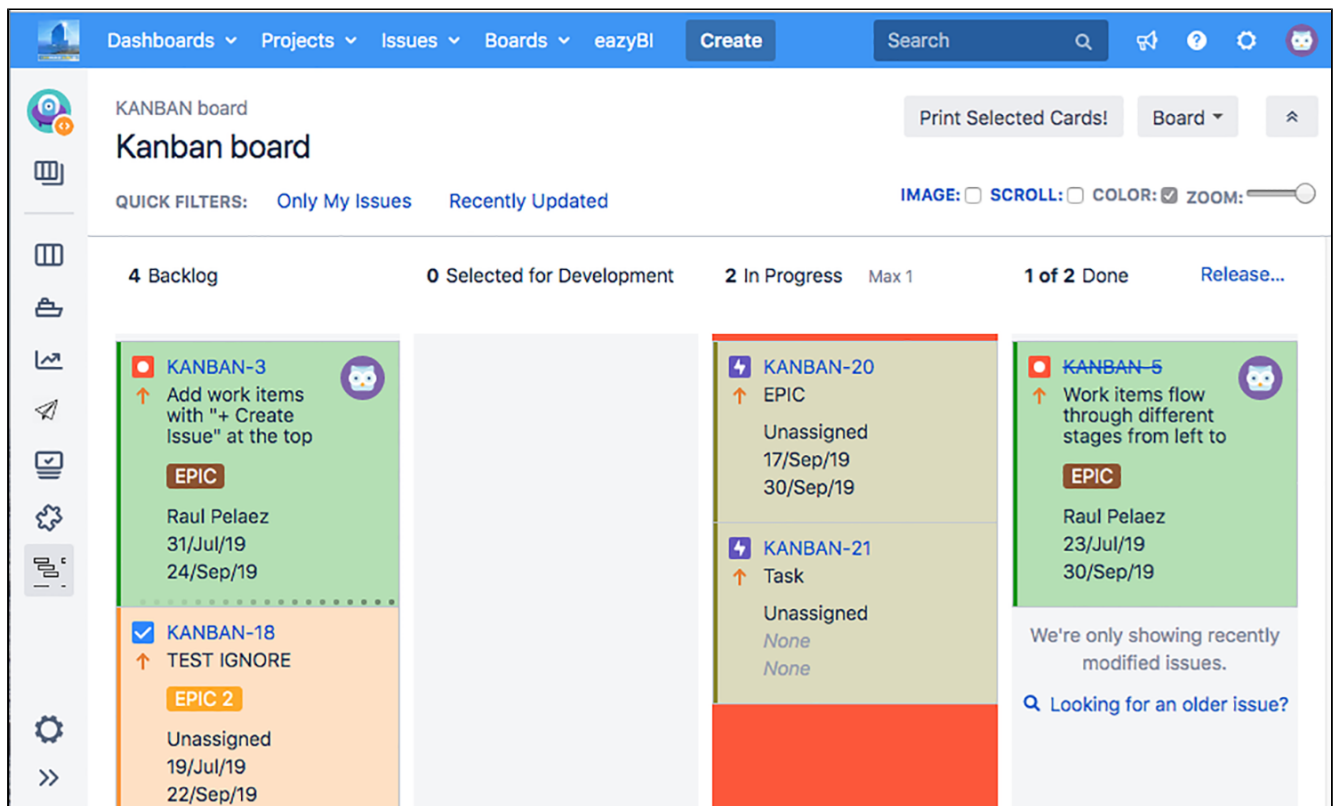
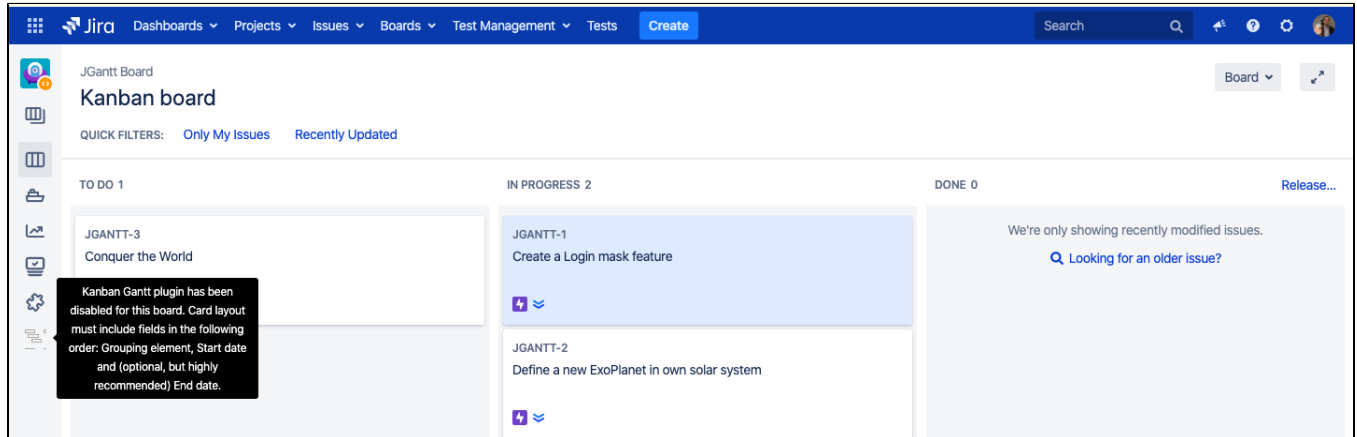
The first field must be some field to make the Group By hierarchy in the Gantt, for example, you can use the system field "assignee".

As second field you can use "Created" system field or an "Start date" custom field (created by you previously in Jira),

As third field you can use "Due Date" or "Resolved" or "Updated" system fields or an "End date" custom field (created by you in Jira)

Result

## After this, feature icon is enabled



and this is the result once you click on it.

Jira

Dashboards

▼

Projects

▼

Issues

▼

Boards

▼

Test Management

▼

Tests

▼

Create


Search

🔍

🔊

🔗

⚙️



			March, 2020		April, 2020				May, 2020			
Task name	Start date	Duration	Week #14		Week #15		Week #16		Week #17		Week #18	
<div><div>📁</div><div>Jira Administrator</div></div>	2020-04-09	11			Jira Administrator							
<div><div>📄</div><div>JGANTT-3 - Conquer the World</div></div>	2020-04-09	11			JGANTT-3 - Conquer the World							
<div><div>📁</div><div>dev1</div></div>	2020-04-09	11			dev1							
<div><div>📄</div><div>JGANTT-1 - Create a Login mask feature</div></div>	2020-04-09	11			JGANTT-1 - Create a Login mask feature							
<div><div>📄</div><div>JGANTT-2 - Define a new ExoPlanet in own solar system</div></div>	2020-04-09	11			JGANTT-2 - Define a new ExoPlanet in own solar system							

## Integration with MrAddon Apps

### Gantt is well integrated with MrAddon Apps, like:

[Kanban Combined WIP for Jira \(Server\)](#)

[New Status Colors PRO for Jira Server](#)

[New Status Colors for Jira Server](#)

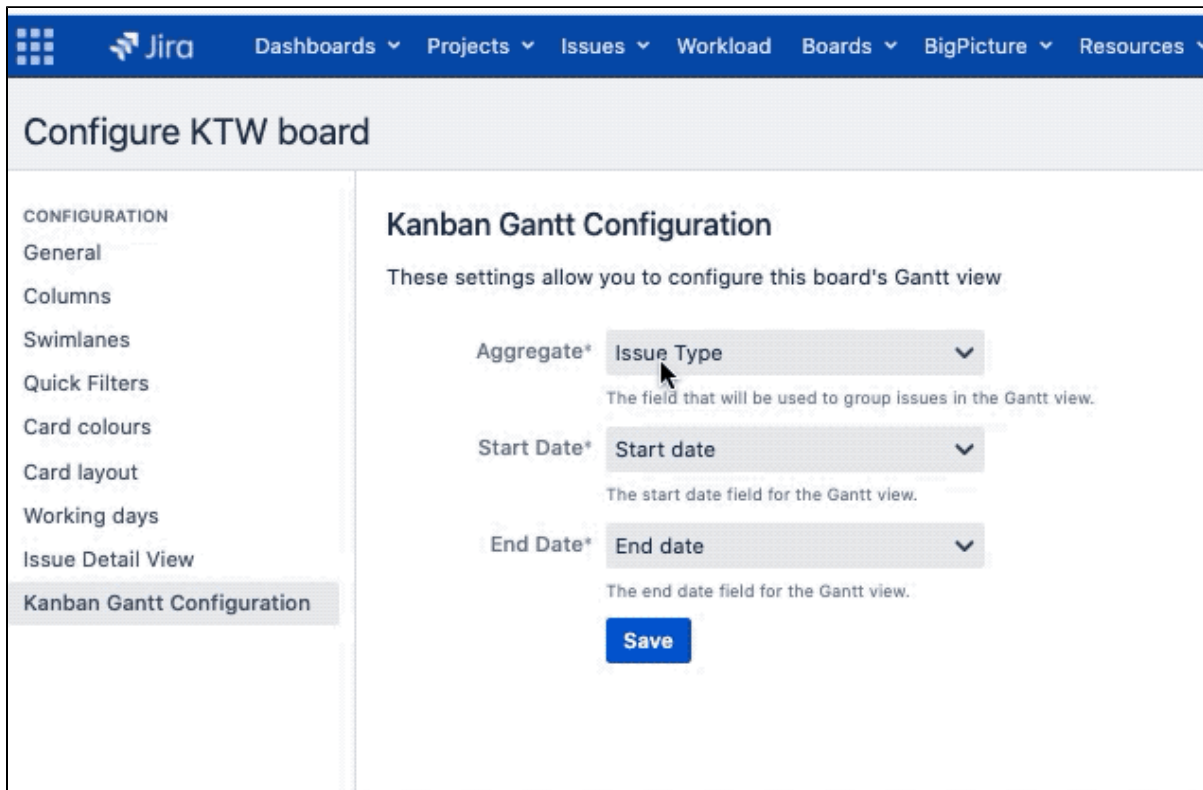
[Issue Card Printer for JIRA Server](#)

➤ If [Kanban Combined WIP for Jira \(Server\)](#) is installed in own instance, it's possible configure JGantt directly from Board configuration in order **to store the new Dates of the tasks, just using drag'n'drop through the Gantt Diagram**. Just select BOARD Configure

The screenshot shows the Jira Board configuration interface for a board named "kanban test wip/gantt / KTW-3". The interface is divided into a sidebar and a main configuration area. The sidebar on the left shows a "DONE 0" status and a "Release..." button. The main area displays a list of custom fields for configuration, including Status (set to IN PROGRESS), Priority (set to Low), Component/s (None), Labels (None), Affects (None), Version/s (None), Fix Version/s (None), and Epic Link (None). The top navigation bar includes "Estimate vs. Assigned" and "Board" dropdown menus. The interface also features a search bar and various icons for navigation and settings.



and the new menu item is available on the left: **Kanban Gantt Configuration**.

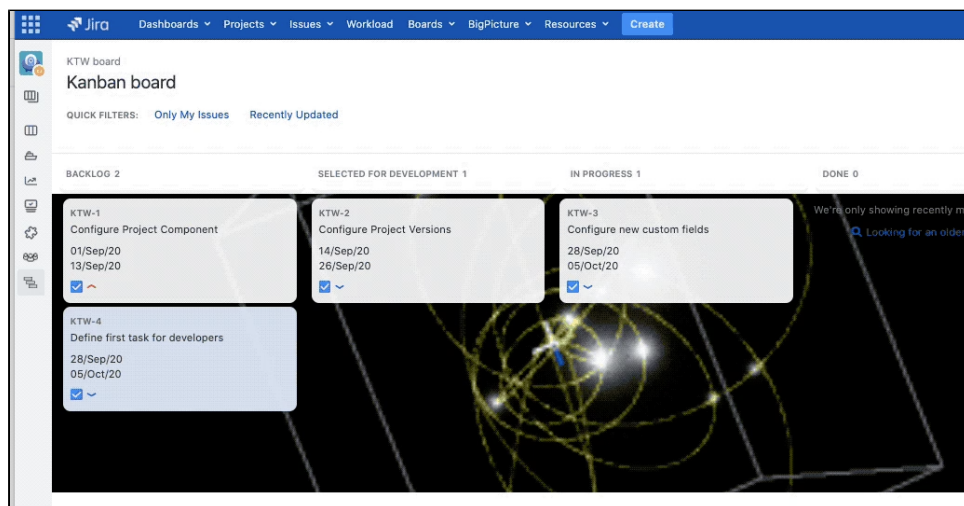


and it's possible to configure the JGantt option directly. If [Kanban Combined WIP for Jira \(Server\)](#) is not installed, follow the previous paragraph description for the configuration.

**That's all? of course no.**

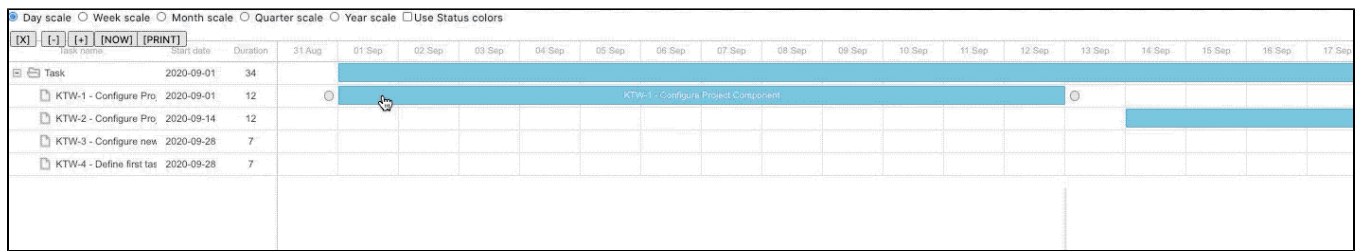
As a new feature, if you modify the Gantt, Start Date and End Date Field are automatically modified. As shown:

starting from this:

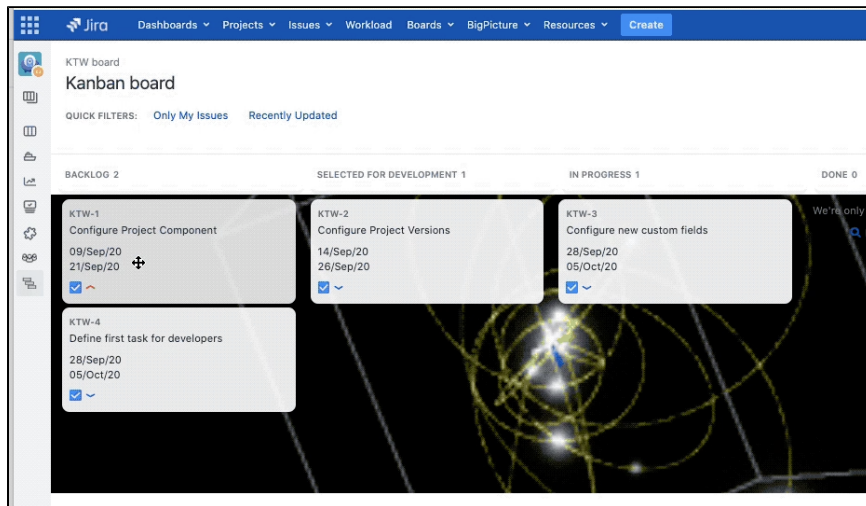


do the action shown:



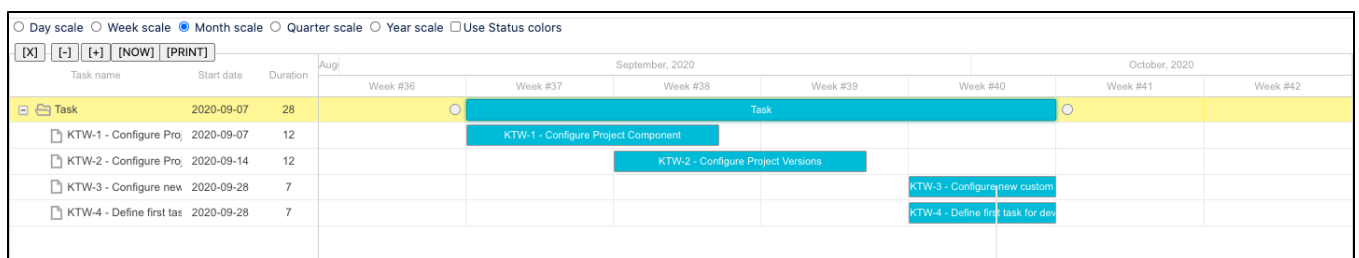


and the result is:

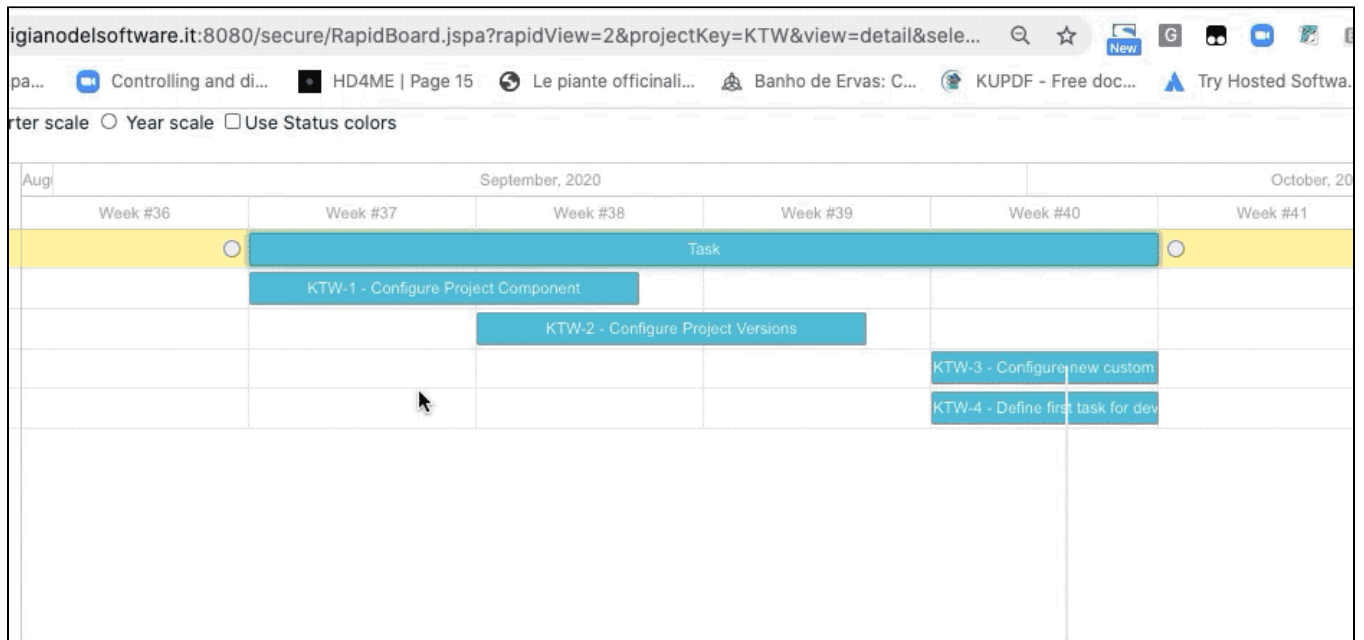


The issue start date modification on the JGantt is reported in tasks.

➤ If **New Status Colors PRO for Jira Server** is installed in own instance, in JGantt is present a new option

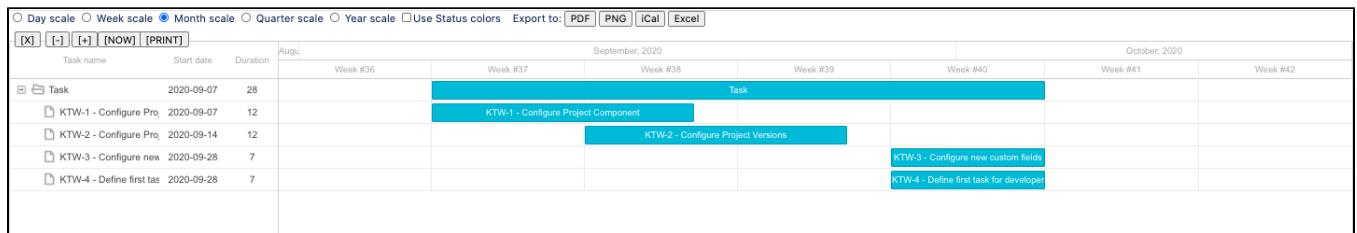


just select this new option and ....

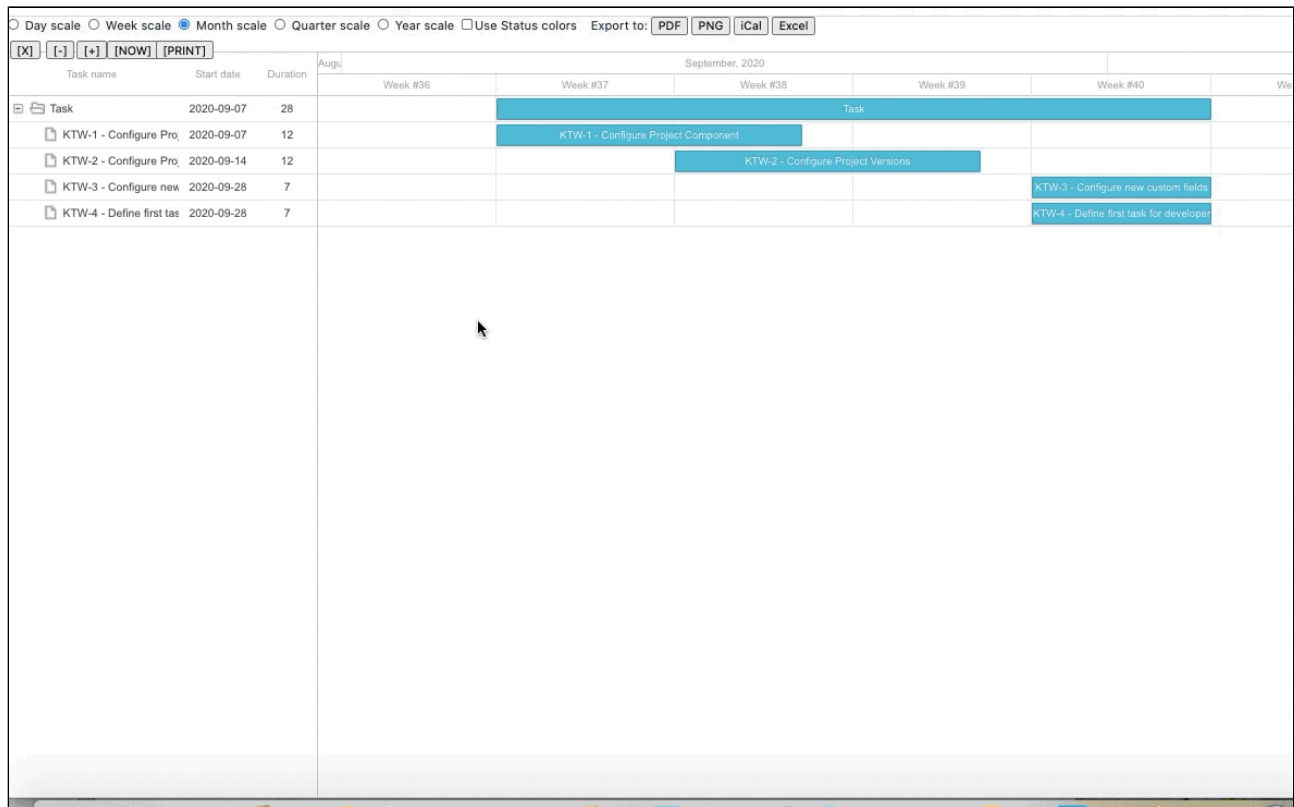


➤ If [New Status Colors for Jira Server](#) is installed in own instance, we have the same effect.

➤ If [Issue Card Printer for JIRA Server](#) is installed in own instance, in JGantt is present another option



just select the desired option and it's possible print 😊



As you read, the plugin is and will be always **Open Source** and collaborators all welcome always of course! For any type of suggestion or issues/bugs you can contact in our **Customer Portal**

## Release Notes

20 Dec 2019 Ravi Sagar review of addon on his youtube channel.

24 May 2020 Add integration with [Issue Card Printer for JIRA Server](#)

08 May 2020 Add integration with [New Status Colors PRO for Jira Server](#)

20 Oct 2020 Add integration with [Kanban Combined WIP for Jira Server](#)

01 Dec 2023 Kanban Gantt is now **Easy Kanban Roadmap** (formerly Kanban Gantt) and is a commercial paid App for Datacenter with new features.

19 Dec 2023 New feature: **Gantt export to Microsoft Project** and changes in User Experience