

Shared Estimations for Jira DC (formerly Open Poker)

General Information

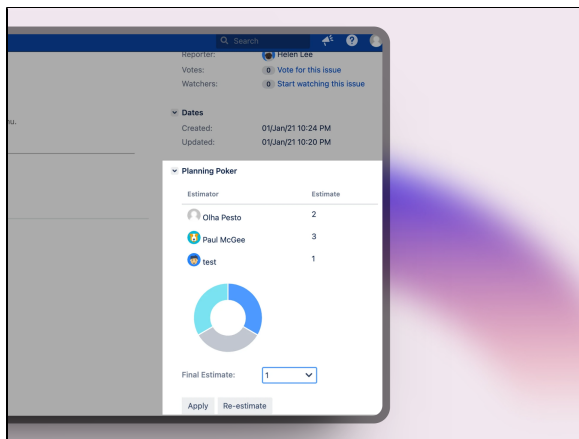
On this page



Shared Estimations for Jira DC (formerly Open Poker)

by TecnoFor

- [General Information](#)
- [Shared Estimations for Jira DC \(formerly Open Poker\)](#)
- [Description](#)
- [Install add-on](#)
- [General Configuration](#)
- [Usage](#)
- [Supported estimation scales](#)
- [Supported configuration](#)
- [Data security and privacy statement](#)
- [Release Notes](#)



Server & Datacenter



Paid



Unlocking Collective Intelligence: Refining Estimates in Jira Issues through Shared Insights

➤ Description

Jira plugin which adds simple and handy Planning (Scrum) Poker to the Issue View page.

See this [short-video demonstration](#):

➤ Install addon

Follow the classic way to install using the [Find new apps](#), and look for "[Shared Estimations](#)"

1. Log into your Confluence instance as an admin.
2. Click the admin dropdown and choose **Add-ons**. The *Manage add-ons* screen loads.
3. Click **Find new add-ons** from the left-hand side of the page.
4. Locate **shared estimations** via search. Results include add-on versions compatible with your Jira instance.
5. Click **Install** to download and install your add-on.
6. You're all set! Click **Close** in the *Installed and ready to go* dialog.

➤ General Configuration

No General Configuration is needed. Just use it 😊

➤ Usage

Start Estimation - starts a new estimation session for the current jira issue. The jira issue can have only one estimation session in progress.

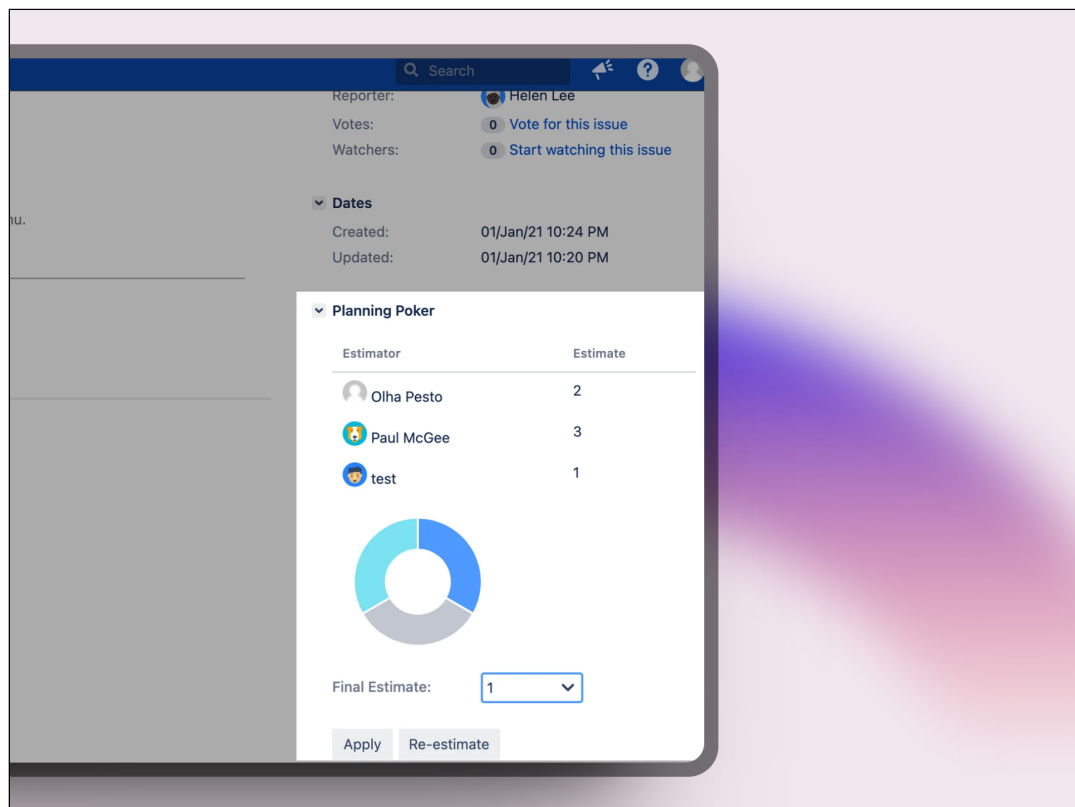
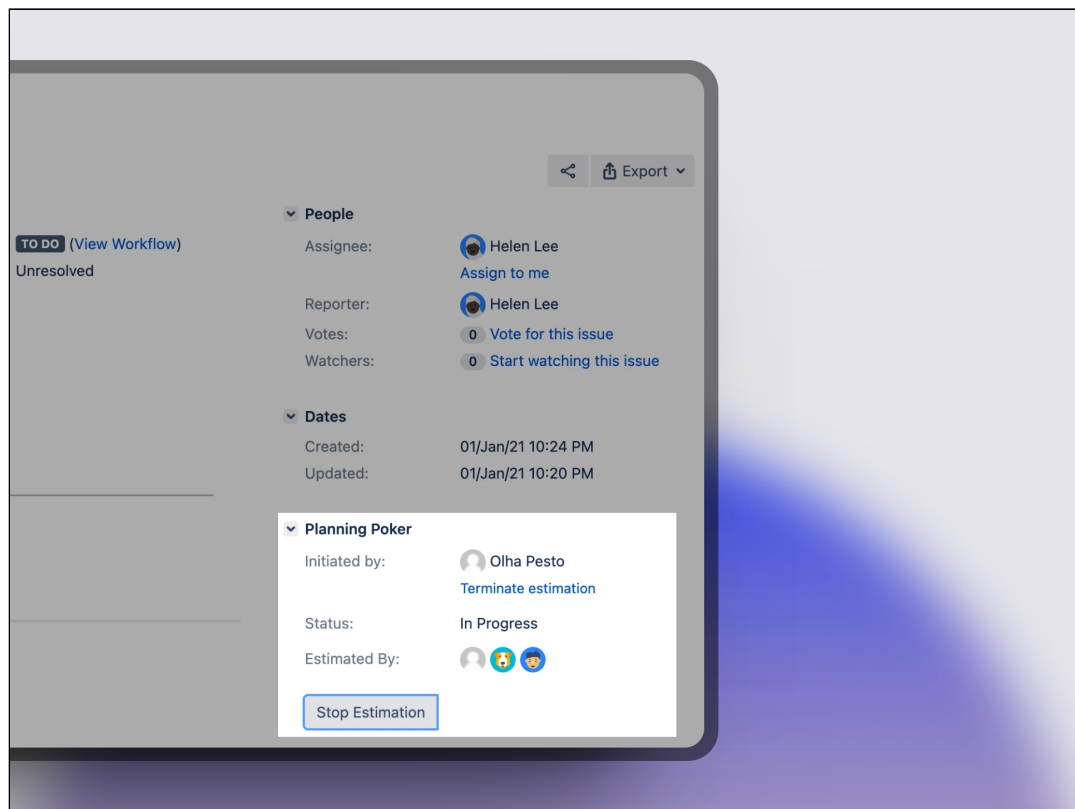
Vote - submit an estimate. The user can estimate only once during the session.

Stop Estimation - stops active estimation. Only the user that started estimation can stop it.

Re-estimate - starts a new estimation session.

Apply - applies final estimate and populates 'Story Points' field (if it's present and final estimate is numeric)

Terminate estimation - terminates estimation session.



➤ Supported estimation scales

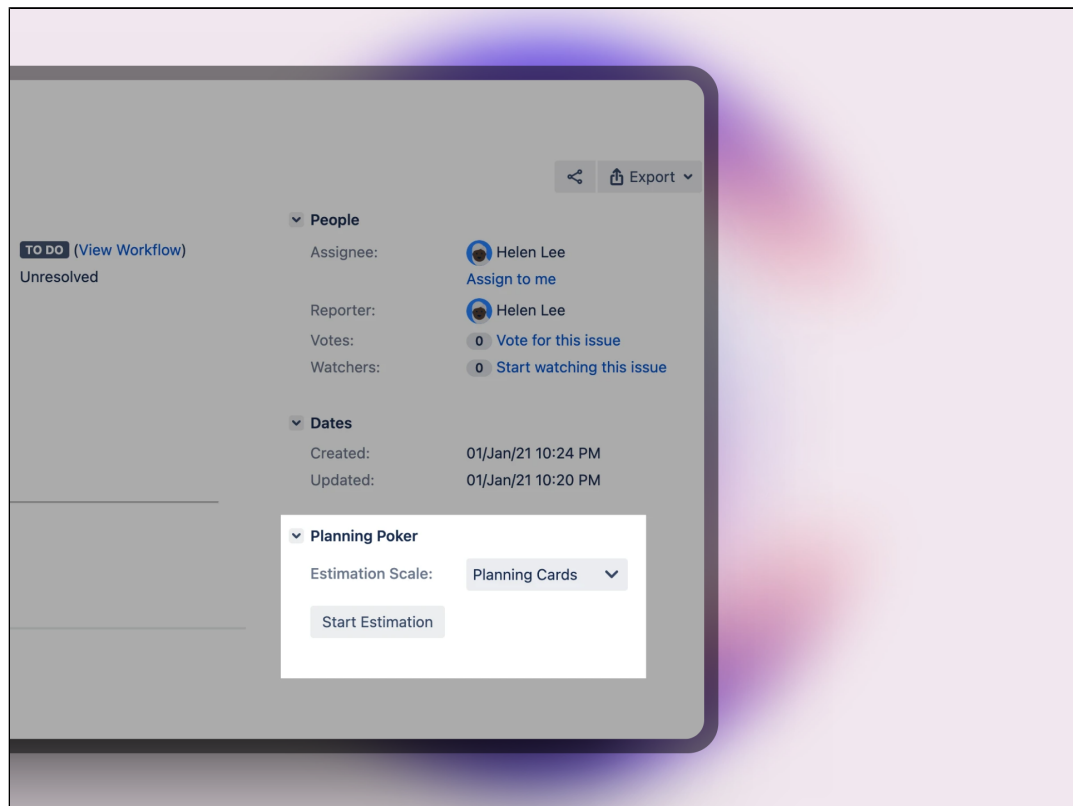
Planning Cards - Classic planning poker sequence: 0, 1, 2, 3, 5, 8, 13, 20, 40, 100, ?, Coffee, Infinite.

Fibonacci - Fibonacci sequence: 1, 2, 3, 5, 8, 13, 21, ?, Coffee, Infinite.

Linear - Increments in a fixed value (1): 1, 2, 3,... 12

T-shirt size - XS, S, M, L, XL, XXL, XXXL

Fist To Five - Fist, 1, 2, 3, 4, 5



➤ Supported configuration

It's possible to define the Jira projects, where Open Poker would be rendered on the issue view. In order to do that, a Jira admin user should go to Jira Administration -> Manage Apps -> Find Open Poker on the left side menu -> Open configuration. Please choose desired projects and press 'Save'. If no projects are chosen, Open Poker would be available for each project by default.

➤ Data security and privacy statement

This plugin doesn't store or use any customer data.

Release Notes

06-03-2024 First version of the App for Datacenter and approved by Atlassian. Now is a paid App with Official support.

11-01-2024 Shared Estimations (formerly Open Poker) is now part of TecnoFor Apps
